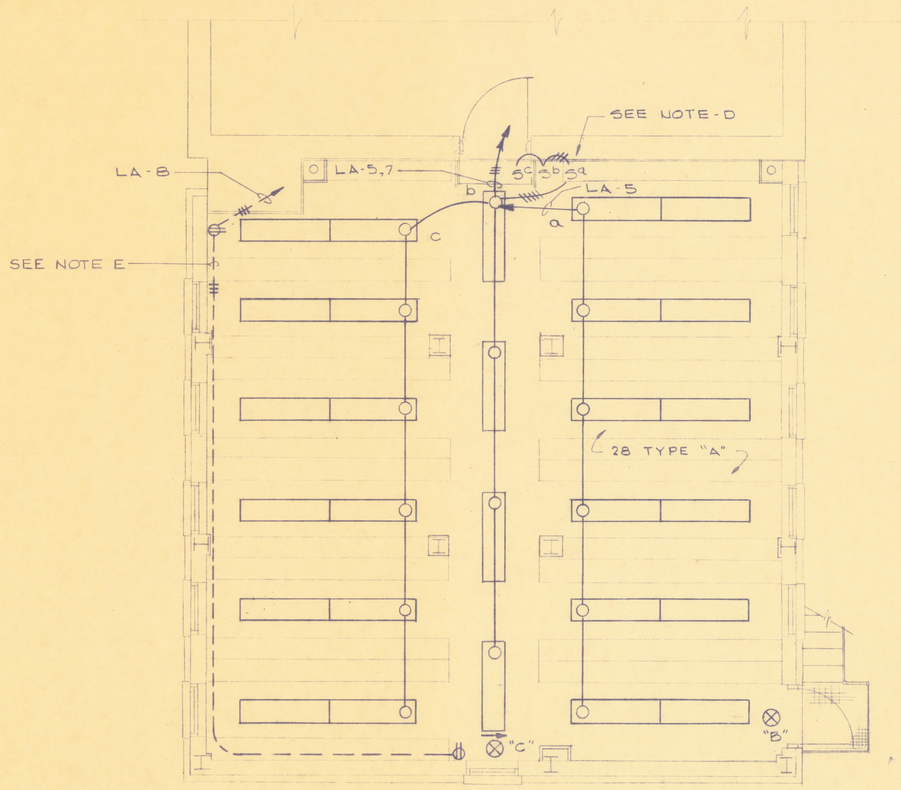

SECOND FLOOR PLAN
SCALE: 1/4" = 1'-0"

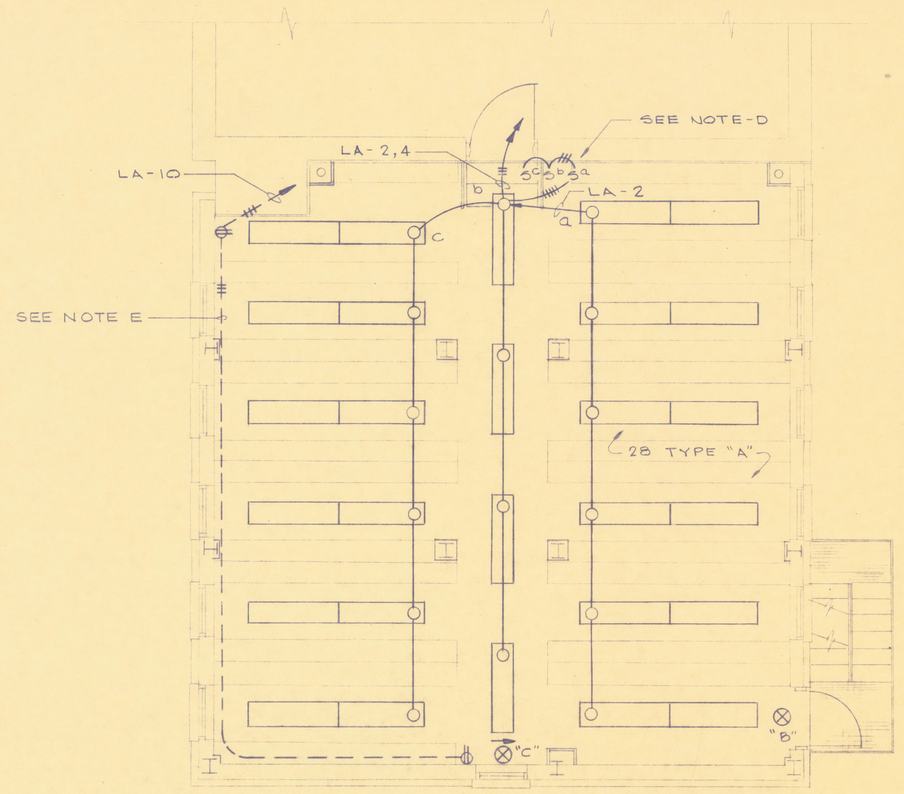

THIRD FLOOR PLAN
SCALE: 1/4" = 1'-0"

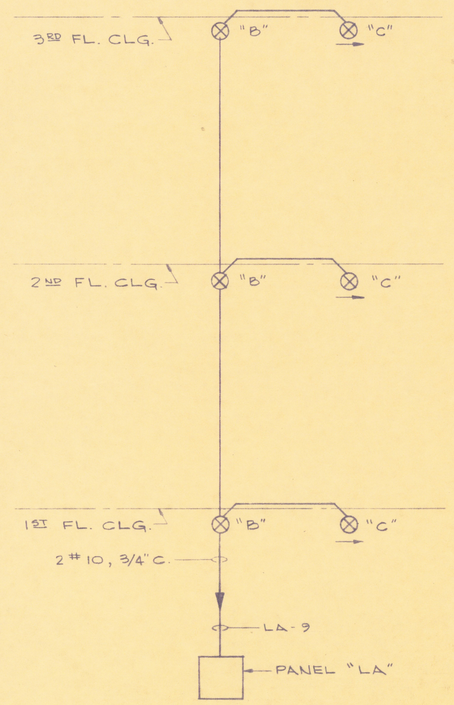

NOTE
SEE PLANS FOR PANELBOARDS & FIXTURE LOCATIONS.

EXIT LIGHT RISER DIAGRAM
NO SCALE

PANELBOARD SCHEDULE

DESCRIPTION	CIRCUIT NUMBER	BREAKER RATING	WIRE SIZE	LOAD
PANEL "LA" 120/240V, 1Ø, 3W, S/N FLUSH MTD. 225 A.M.L.O. PROVIDE GROUND BAR.	1	1P, 20A	#12	LIGHTING - FIRST FLOOR
	3	1P, 20A	#12	LIGHTING - FIRST FLOOR
	5	1P, 20A	#12	LIGHTING - SECOND FLOOR
	7	1P, 20A	#12	LIGHTING - SECOND FLOOR
	9	1P, 20A	#12	EXIT LIGHTING
	11	1P, 20A	—	SPARE
	13	1P, 15A	—	SPARE
	15	1P, 15A	—	SPARE
	17	1P, 15A	—	SPARE
	19	1P, 15A	—	SPARE
	21	1P, 15A	—	SPARE
	23	1P, 15A	—	SPARE
	25	1P, 15A	—	SPARE
	27	1P, 15A	—	SPARE
	29	1P, 15A	—	SPARE
	31	1P, 15A	—	SPARE
	33	1P, 15A	—	SPARE
	35	1P, 15A	—	SPARE
	37	1P, 15A	—	SPARE
	39	1P, 15A	—	SPARE
	41	1P, 15A	—	SPARE
	2	1P, 20A	#12	LIGHTING - THIRD FLOOR
	4	1P, 20A	#12	LIGHTING - THIRD FLOOR
	6	1P, 20A	#12	RECEPTACLES - FIRST FLOOR
	8	1P, 20A	#12	RECEPTACLES - SECOND FLOOR
	10	1P, 20A	#12	RECEPTACLES - THIRD FLOOR
	12	1P, 20A	—	SPARE
	14	1P, 15A	—	SPARE
	16	1P, 15A	—	SPARE
	18	1P, 15A	—	SPARE
	20	1P, 15A	—	SPARE
	22	1P, 15A	—	SPARE
	24	1P, 15A	—	SPARE
	26	1P, 15A	—	SPARE
	28	1P, 15A	—	SPARE
	30	1P, 15A	—	SPARE
	32	1P, 15A	—	SPARE
	34	1P, 15A	—	SPARE
	36	1P, 15A	—	SPARE
	38	1P, 15A	—	SPARE
	40	1P, 15A	—	SPARE
	42	1P, 15A	—	SPARE

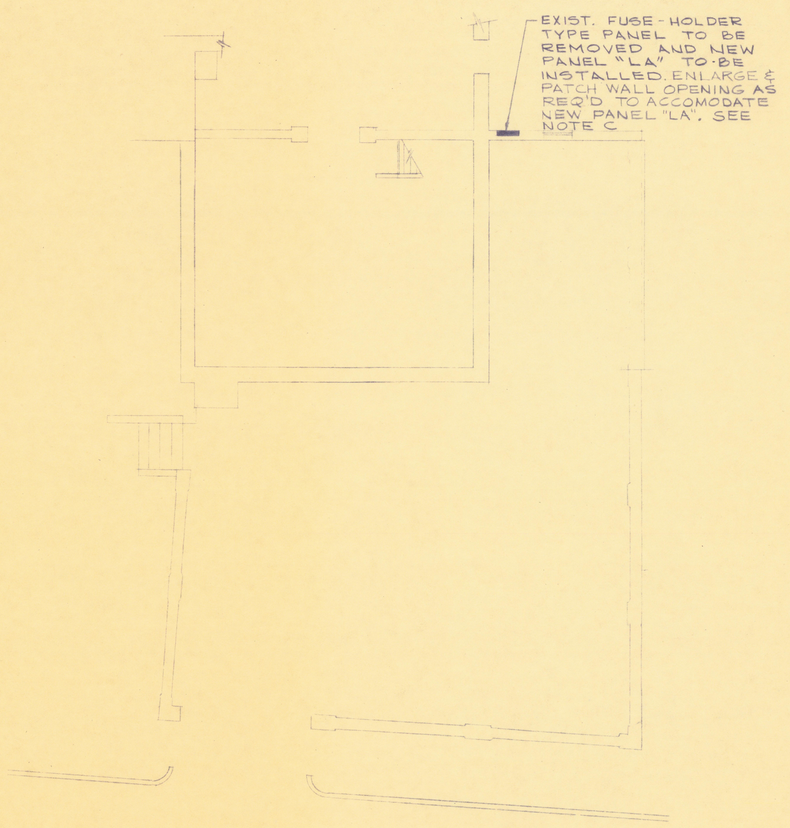

EXISTING FIRST FLOOR PLAN
SCALE: 1/8" = 1'-0"

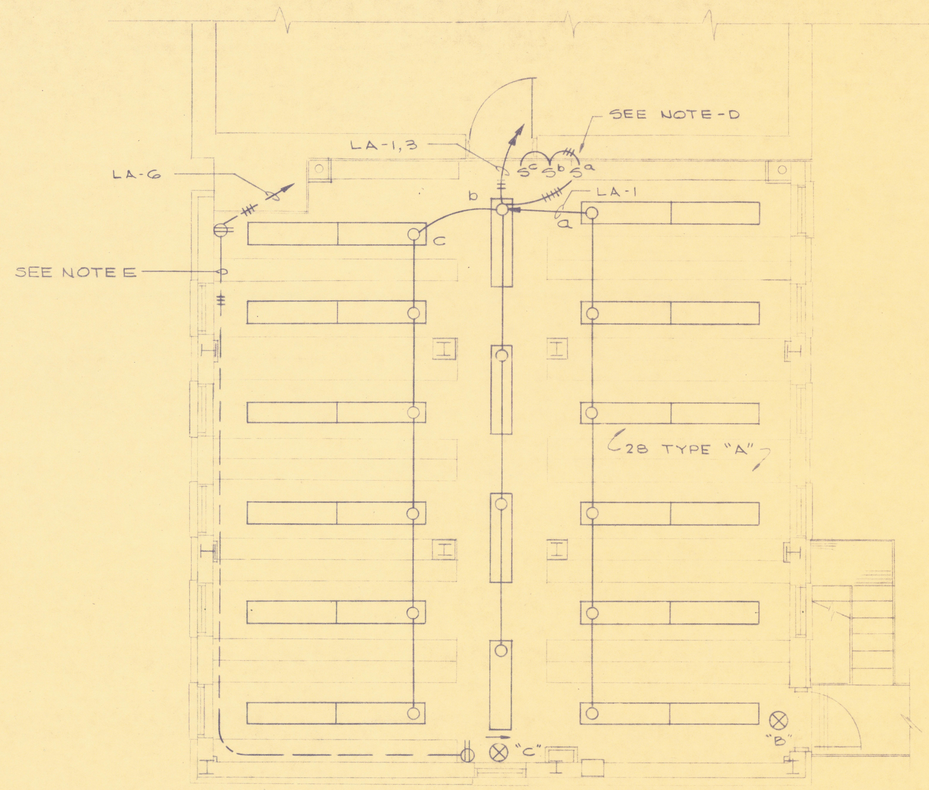

FIRST FLOOR PLAN
SCALE: 1/4" = 1'-0"

GENERAL NOTES

A. COORDINATE LOCATION & INSTALLATION OF ALL LIGHTING FIXTURES WITH OTHER TRADES PRIOR TO SETTING OF OUTLETS, CEILING SYSTEMS, ETC.

B. MINIMUM WIRE SIZE #12 AWG.

C. RECONNECT ALL CIRCUITS FROM EXIST PANEL TO SPARE 1P, 15A BREAKERS IN PANEL "LA".

D. SURFACE MOUNT SINGLE POLE TOGGLE SWITCHES IN 3-GANG OUTLET BOX ON EXIST. WALL AS SHOWN. MOUNT 4'-6" UP FROM EXIST. FLOOR LEVEL.

E. GROUND WIRE SHOWN IN BRANCH CIRCUITS.

F. WIRING & CONDUIT ROUTING ARE SHOWN FOR DIAGRAMATIC PURPOSES ONLY. EXACT ROUTING TO BE DETERMINED ON LOCATION.

LEGEND

- FLUORESCENT LIGHTING FIXTURE - SEE FIXTURE SCHEDULE.
- EXIT LIGHTING FIXTURE - SEE FIXTURE SCHEDULE.
- S — SINGLE POLE TOGGLE SWITCH, 20A, 120V. 4'-6" UP UNLESS NOTED OTHERWISE.
- DUPLEX CONVENIENCE RECEPTACLE, 15A, 125V, GROUNDING TYPE, 1'-0" UP.
- LIGHTING & RECEPTACLE PANELBOARD - 120/240V, 1Ø, 3W, S/N SEE SCHEDULE
- CONDUIT RUN IN WALLS OR ABOVE CEILING. CROSSHATCHING INDICATES NO. OF WIRES.
- CONDUIT RUN CONCEALED IN OR BENEATH FLOOR SLAB.
- LA-1,3 — BRANCH CIRCUIT HOME RUN - PANEL "LA", CIRCUIT NOS. 1 & 3.

FIXTURE SCHEDULE

TYPE	MANUFACTURER	CATALOG NO.	NO. & SIZE LAMPS	MOUNTING	REMARKS
A	MILLER	CW-2101-04	2/40 WRS	SURFACE CLG.	
B	PERFECLITE	PS-871	2/25 WIF	SURFACE CLG.	
C	PERFECLITE	PS-871-E	2/25 WIF	SURFACE CLG.	

BOOK STACK ADDITION
TO
JONES MEMORIAL LIBRARY
LYNCHBURG, VIRGINIA

CLARK, NEXSEN & OWEN — ARCHITECTS
LYNCHBURG, VIRGINIA NORFOLK, VIRGINIA

REVISED	PLANS, SCHEDULES & LEGEND				DWG. NO.
	DATE	SCALE	DRAWN BY	CHECKED	E-1
	18 AUG 67	AS NOTED	WWH	JCH	