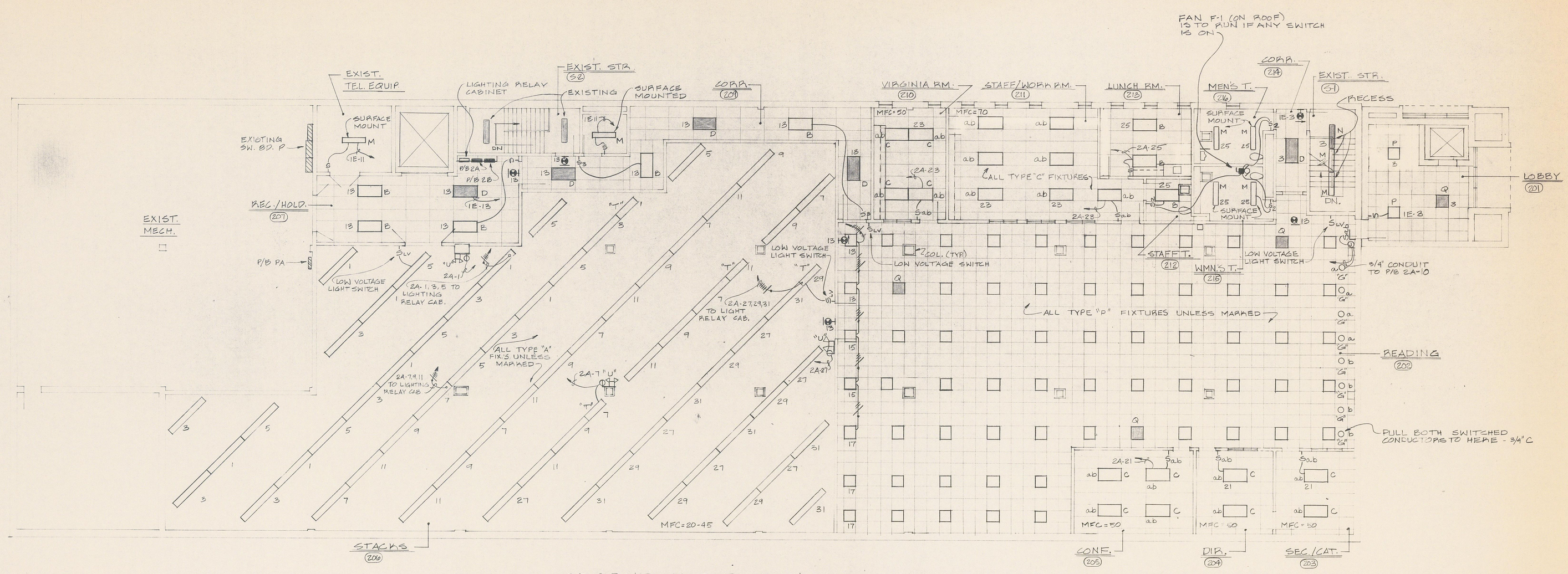

SECOND FLOOR PLAN

SCALE: 1/8" = 1'-0"

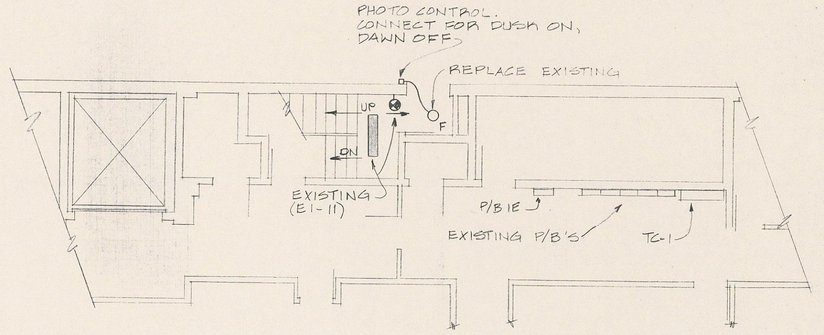

PARTIAL FIRST FLOOR PLAN

SCALE: 1/8" = 1'-0"

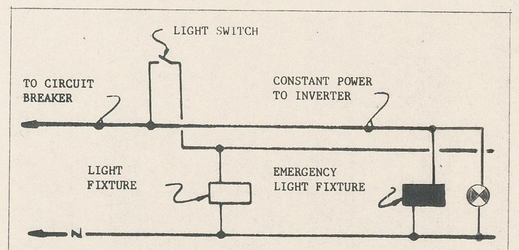

TYPICAL WIRING DIAGRAM FOR CONNECTING EMERGENCY LIGHT FIXTURES

NO SCALE

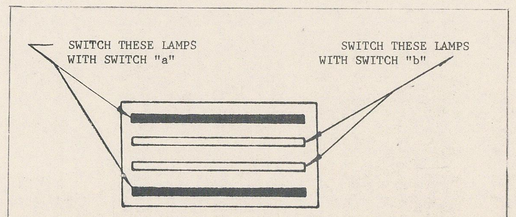

TYPICAL DETAIL OF SWITCHING CONNECTIONS FOR "Sa,b"

NO SCALE

ELECTRICAL LEGEND

ITEMS USED	SYMBOL	DESCRIPTION
	'A'	FLUORESCENT LIGHT FIXTURE (LETTER DENOTES TYPE)
	'B'	INCANDESCENT LIGHT FIXTURE (LETTER DENOTES TYPE)
	NL 'C'	INDICATES NIGHT LIGHT (LETTER DENOTES TYPE)
	'D'	EXIT LIGHT-DIRECTION AS SHOWN (LETTER DENOTES TYPE)
	S	SINGLE-POLE SWITCH
	S_3	THREE-WAY SWITCH
	S_4	FOUR-WAY SWITCH
	S_K	KEY-OPERATED SWITCH
	S_P	SWITCH WITH PILOT LAMP
	$S_{a,b}$	SWITCH CONTROLLING LIGHTS AS SHOWN
		DUPLEX CONVENIENCE OUTLET-WALL
	WP	DUPLEX CONVENIENCE OUTLET-WEATHERPROOF
		DUPLEX CONVENIENCE OUTLET-SPLIT WIRED
		SINGLE SPECIAL-PURPOSE RECEPTACLE OUTLET
		DUPLEX CONVENIENCE OUTLET-FLOOR
		TELEPHONE OUTLET-WALL
		TELEPHONE OUTLET-FLOOR
	TV	TELEVISION OUTLET
		POWER PANEL - PA - (LETTERS DENOTE DESIGNATION)
		LIGHTING PANEL - LB - (LETTERS DENOTE DESIGNATION)
		MOTOR - HP AS SHOWN
		JUNCTION BOX
		DISCONNECT SWITCH
		COMBINATION STARTER DISCONNECT SWITCH
		FRACTIONAL HP DISCONNECT SWITCH WITH RUNNING OVERLOAD PROTECTION SUPPLIED BY ELECTRICAL CONTRACTOR
		HOME RUN (TICS INDICATE NUMBER OF WIRES)
		BRANCH CIRCUIT (TICS INDICATE NUMBER OF WIRES)
	C.H.	COUNTER HEIGHT
	EWC	ELECTRIC WATER COOLER
		PANEL SURFACE-MOUNTED
		PANEL FLUSH-MOUNTED
		CLOCK RECEPTACLE-WALL
		ELECTRIC DOOR OPENER
		BELL
		PUSHBUTTON
	IC	INTERCOM
	SPK	SPEAKER
	F	FIRE ALARM MANUAL STATION
		CONDUIT TURNS UP
		CONDUIT TURNS DOWN
	SD	SMOKE DETECTOR
		FIRE HORN
	AFF	ABOVE FINISHED FLOOR
	H	THERMAL DETECTOR
	DSD	DUCT SMOKE DETECTOR
		MAGNETIC STARTER WITH OVERLOAD PROTECTION
		SINGLE OUTLET
		EMERGENCY BATTERY OPERATED LIGHT
	S_{LV}	LOW VOLTAGE MOMENTARY SWITCH SPDT
	S_2	TWO POLE SWITCH
	NF	NON-FUSED

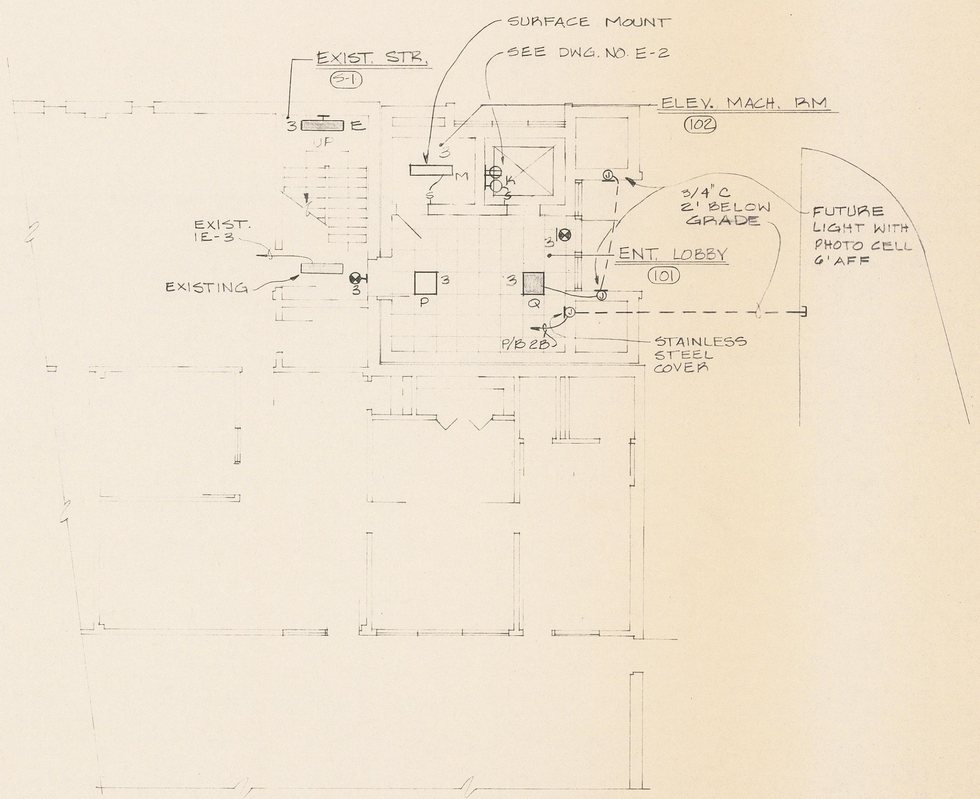

PARTIAL FIRST FLOOR PLAN

SCALE: 1/8" = 1'-0"

These construction documents are for use in connection with this project only and are not intended or represented to be suitable for reuse on additions to this project, or on any other project. They may be used only with agreement in writing of, and appropriate compensation to, the Architect/Engineer. Any reuse without written agreement will be at the user's sole risk and without liability or legal exposure to the Architect/Engineer, the user shall indemnify and hold harmless the Architect/Engineer from all claims, damages, losses and expenses arising out of or resulting therefrom.

COMMONWEALTH OF VIRGINIA
WILLIAM LYMAN JOHNSON
CERTIFICATE NO. 96
REGISTERED PROFESSIONAL ENGINEER

SIMPSON ▪ JOHNSON, INC.
CONSULTING ENGINEERS
701 CLAY STREET / LYNCHBURG, VIRGINIA 24504

COMMONWEALTH OF VIRGINIA
EARL R. SIMPSON, JR.
CERTIFICATE No. 2376
REGISTERED PROFESSIONAL ENGINEER

CLARK ▪ NEXSEN ▪ OWEN ▪ BARBIERI ▪ GIBSON
Architects ▪ Engineers
A PROFESSIONAL CORPORATION
ALLIED ARTS BLDG. BOX 1156 ▪ LYNCHBURG, VA. 24505 ▪ 804/847-9081
740 DUKE STREET / SUITE 200 ▪ NORFOLK, VA. 23510 ▪ 804/622-2800

RELOCATION OF THE
JONES MEMORIAL LIBRARY
MEMORIAL AVE. & LAKESIDE DR.
LYNCHBURG, VIRGINIA

ELECTRICAL LIGHTING - FLOOR PLANS

revision

design by CMB
drawn by TCD
checked EPS
date 9/86
comm. 267.1

scale NOTED

drawing
E-1