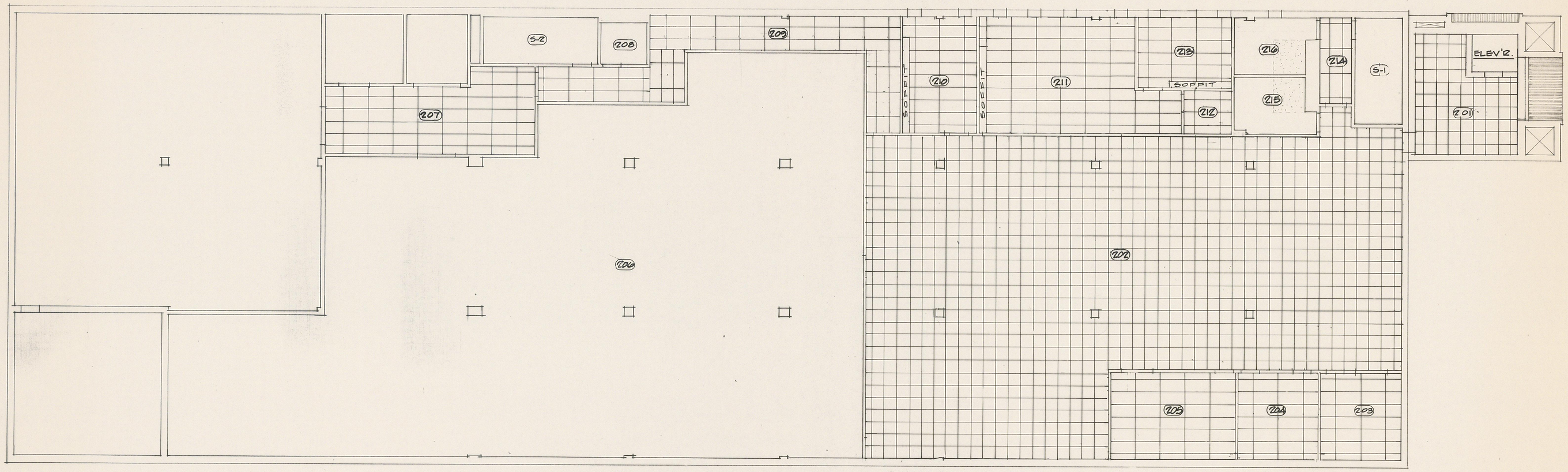

SEE DRAWING A-3 FOR FINISH SCHEDULE

REFLECTED CEILING SECOND FLOOR PLAN

1/8" = 1'-0"

LEGEND

- 2'x4' ACOUSTICAL TILE PANEL
- 2'x2' WOOD FACED TEGULAR PANEL
- EXISTING PLASTER CEILING TO BE PAINTED W/ MINOR REPAIRS TO EXIST. SURFACE — Nº of SPACE
- EXISTING PLASTER CEILING W/ LARGE AREA OF NEW PLASTER CEILING INSTALLATION -PAINTED — Nº of SPACE

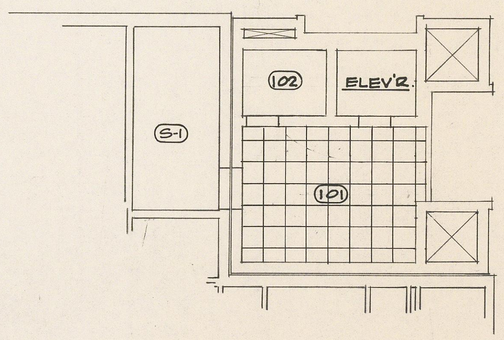

REFLECTED CEILING PARTIAL FIRST FLOOR PLAN

1/8" = 1'-0"

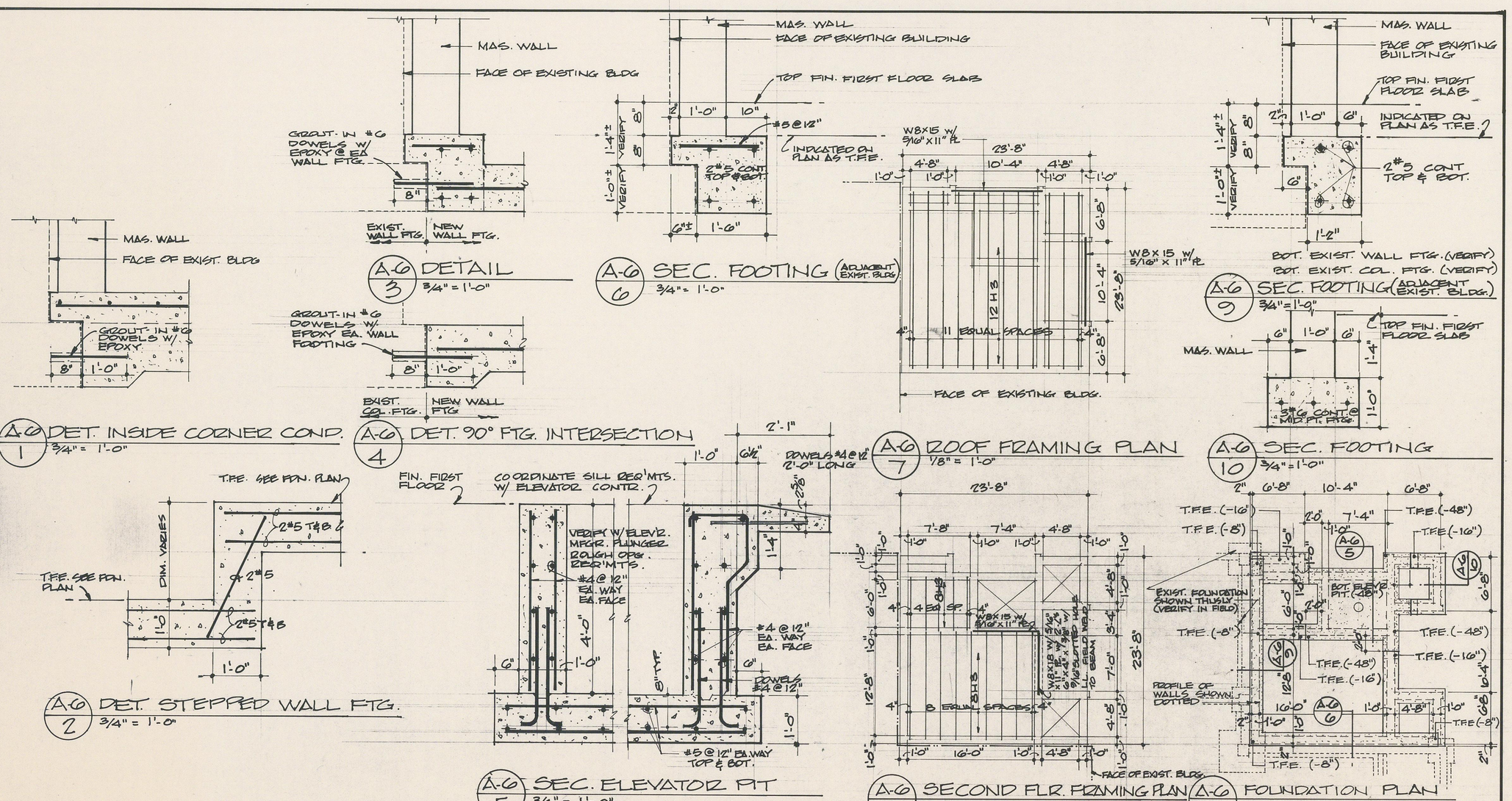

T.F.E. = TOP OF FOOTING ELEVATION
(-0") = ELEVATION BELOW FIN. FIRST FLR.

STRUCTURAL PLANS, SECTIONS & DETAILS

These construction documents are for use in connection with this project only and are not intended or represented to be suitable for reuse on additions to this project, or on any other project. They may be used only with agreement in writing of, and appropriate compensation to, the Architect/Engineer. Any reuse without written agreement will be at the user's sole risk and without liability or legal exposure to the Architect/Engineer; the user shall indemnify and hold harmless the Architect/Engineer from all claims, damages, losses and expenses arising out of or resulting therefrom.

CLARK • NEXSEN • OWEN • BARBIERI • GIBSON
Architects ■ Engineers
A PROFESSIONAL CORPORATION
ALLIED ARTS BLDG., BOX 1156 • LYNCHBURG, VA. 24505 • 804/847-9081
740 DUKE STREET / SUITE 200 • NORFOLK, VA. 23510 • 804/622-2800

RELOCATION OF THE
JONES MEMORIAL LIBRARY
MEMORIAL AVE. & LAKESIDE DR.
LYNCHBURG, VIRGINIA

REFLECTED CEILING PLANS

revision	
	design J.D.O.
	drawn by A.F.W.
	checked J.D.O.
	date SEPT.86
	comm 207.1

scale NOTED

drawing A-6