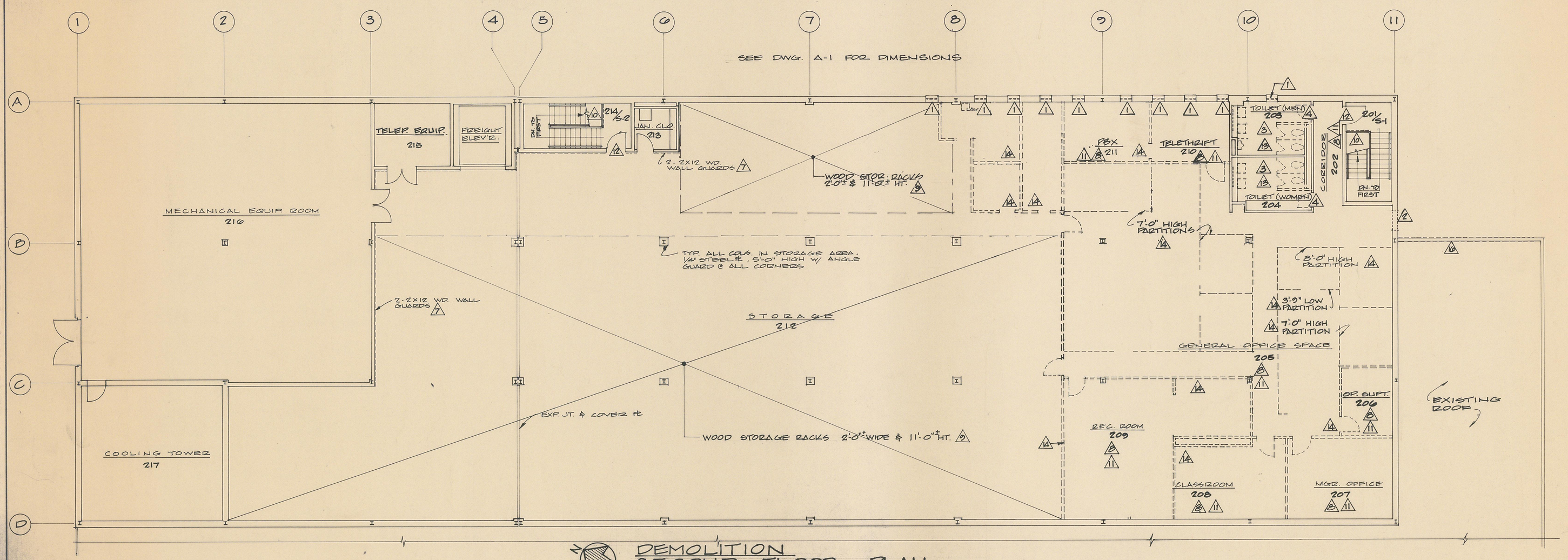

DEMOLITION SECOND FLOOR PLAN

1/8" = 1'-0"

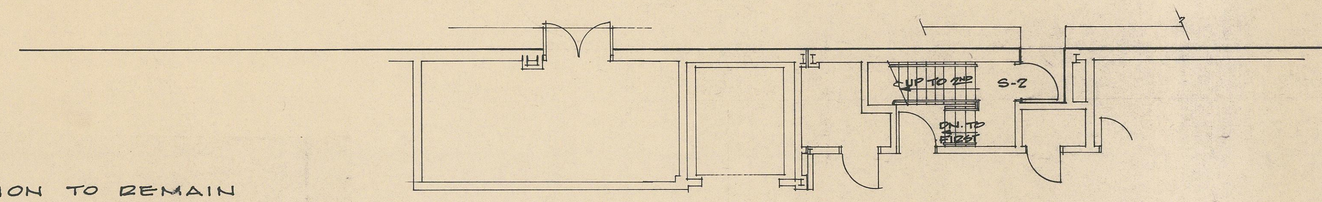

DEMOLITION PARTIAL FIRST FLOOR PLAN

1/8" = 1'-0"

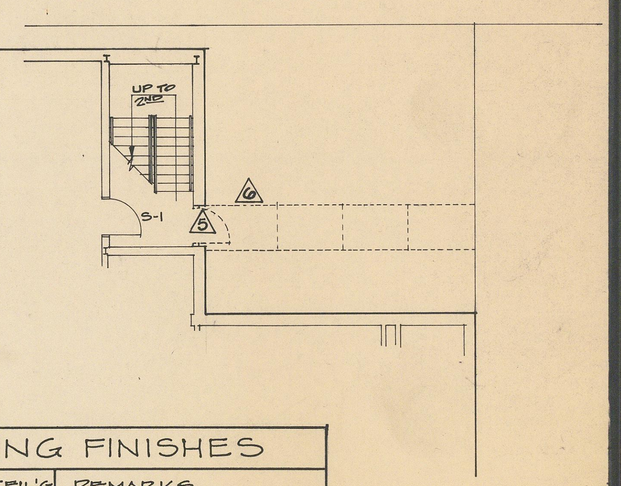

LEGEND

=WALL / PARTITION TO REMAIN

=WALL / PARTITION TO BE REMOVED

=ITEM TO BE REMOVED

NO. = DEMOLITION NOTE

DEMOLITION NOTES

1. REMOVE WINDOW & FRAME COMPLETE.
2. REMOVE EXISTING BRICK & C.M.U. WALL IN SUFFICIENT AMOUNT TO ACCOMODATE NEW DOOR & FRAME.
3. REMOVE TOILET FIXTURES & ACCESSORIES COMPLETE
4. REMOVE SUFFICENT AMOUNT OF EXIST'G. PARTITION TO ACCOMODATE NEW DOOR & FRAME.
5. REMOVE EXISTING DOOR & FRAME COMPLETE
6. REMOVE EXISTING CONC. WALK & TREE WHERE NEW CONSTRUCTION IS TO OCCUR.
7. REMOVE WOOD WALL GUARDS & ATTACHMENTS COMPLETE.
8. REMOVE EXIST'G. PLASTER/ACT CLG. & SUSPENSION SYSTEM COMPLETE.
9. REMOVE WOOD STORAGE RACKS, WOOD/WIRE PARTITIONS COMPLETE
10. REMOVE PLYWOOD PANEL FROM STAIR GUARD RAIL.
11. REMOVE EXISTING RESILENT TILE / CARPET & MASTIC COMPLETE. PREPARE SURFACE TO RECEIVE NEW FINISH.
12. REMOVE LOCK HASP FROM EXIST'G. DOOR & FRAME.
13. REMOVE EXISTING PARTITION & LOW PLASTER CEILING COMPLETE. REPAIR FLOOR W/ MATCHING MATERIALS. REPAIR / INSTALL NEW CLG. & SUSP. SYSTEM TO ALIGN WITH & MATCH EXIST'G. CLG.
14. REMOVE PARTITION COMPLETE. REPAIR FLOOR SURFACE WHERE DAMAGED.
15. REMOVE ABANDONED TELE. COM. EQUIPMENT.
16. REMOVE EXISTING METAL COPING ADJACENT NEW WALL LOCATION

GENERAL NOTES

1. THE CONTRACTOR IS RESPONSIBLE FOR ALL CUTTING AND PATCHING REQUIRED TO COMPLETE WORK. WHERE PATCHING OCCURS, PATCH W/ MATERIALS COMPARABLE TO EXISTING AND FINISH TO MATCH EXISTING ADJACENT SURFACE.
2. VERIFY ALL DIMENSIONS & CONDITIONS IN THE FIELD.
3. INSURE THAT NO DEMOLITION DUST OR DEBRIS ENTERS INTO THE FIRST FLOOR SPACES.
4. ALL ABANDONED OR EMPTY CONDUIT @ FLOORS OR WALLS SHALL BE REMOVED AND THE FLOOR OR WALL SURFACE FINISHED TO MATCH EXISTING ADJACENT SURFACE.
5. AFTER REMOVAL OF EXISTING FLOOR FINISH WHERE NEW FINISH IS SCHEDULED CLEAN CONCRETE SURFACE & CORRECT ALL CONDITIONS THAT WILL IMPAIR PROPER INSTALLATION OF NEW FLOOR FINISH. FILL ALL CRACKS, HOLES, JOINTS AND OTHER IRREGULARITIES AND LEVEL ALL SURFACES USING A MASTIC UNDERLAYMENT W/ LATEX OR POLYVINYL ACETATE RESINS IN THE MIX. GRIND SURFACE AS REQUIRED TO PROVIDE A SMOOTH BASICALLY LEVEL SURFACE FOR RECEIVING A NEW FINISH.
6. PLASTER PATCHING: PATCH ALL PLASTER WHERE REMAINING ON EXISTING WALLS AND/OR CEILINGS. PATCHING SHALL BE W/ PLASTER / LATH TO MATCH EXISTING. CUT CRACKED, DAMAGED OR DETERIORATED PLASTER BACK TO MASONRY/LATH. TREAT EXISTING PLASTER EDGES W/ EPOXY BONDING AGENT PRIOR TO PATCHING.
7. PAINTING: PRIOR TO PAINTING ANY SURFACE, REMOVE ALL LOOSE AND SCALE LIKE PAINT FROM ALL PLASTER, FERROUS METALS AND ALL OTHER BUILDING CONSTRUCTION MEMBERS PREVIOUSLY PAINTED. FILL ALL HOLES IN PLASTER W/ SPACKLING PUTTY. SAND ALL ROUGH OR CHIPPED AREAS TO A SMOOTH SURFACE. PAINT ALL NEW & EXIST'G. PLASTER.

SCHEDULE OF EXISTING FINISHES

	SPACE No.	FLOOR	BASE	WALL	CEILING	CEIL'G HT.	REMARKS
FIRST FLOOR	S-1	V.T.	NONE	PLASTER	PLASTER		RUBBER STAIR TREADS
	S-2	CONC.	NONE	C.M.U. (PTD.)	PLASTER		CONC. STAIR TREADS
SECOND FLOOR	201/S-1	V.T.	NONE	PLASTER	SUSP. PLAS.	10'-0"	FINISHES TO REMAIN
	202	V.T.	4" VIN.	PLASTER	A.C.T. ON SUSP. PLAS.	10'-0"	
	203	C.T.	C.T.	4'-0" HT. C.T. WAINSCOT W/ PLAS. ABOVE	SUSP. PLAS.	10'-0"	7'-6" LOW CLG. @ TOILET STALLS
	204	C.T.	C.T.	4'-0" HT. C.T. WAINSCOT W/ PLAS. ABOVE	SUSP. PLAS.	8'-0"	7'-6" LOW CLG. @ TOILET STALLS
	205	V.T.	WD.	WD. PARTITIONS @ 7' & 8'	A.C.T. ON SUSP. PLAS.	10'-0"	
	206	CARPET	NONE	WD. PART.	A.C.T. ON SUSP. PLAS.	10'-0"	
	207	CARPET	NONE	WD. PART.	A.C.T. ON SUSP. PLAS.	10'-0"	
	208	V.T.	4" VIN.	PLASTER	A.C.T. ON SUSP. PLAS.	9'-0"	PARTIAL SECOND CLG. @ 10'-0" (A.C.T. ON SUSP. PLAS.)
	209	V.T.	4" VIN.	PLASTER	A.C.T. ON SUSP. PLAS.	10'-0"	
	210	CARPET	4" VIN.	PLASTER	A.C.T. ON SUSP. PLAS.	10'-0"	
	211	CARPET	4" VIN.	PLASTER	A.C.T. ON SUSP. PLAS.	10'-0"	
	212	CONC.	NONE	C.M.U.	PLAS. CLG. ON SUSP. 2x4 & PLT. JOISTS	13'-6"	
	213	CONC.	NONE	PLASTER	PLAS. CLG. ON SUSP. 2x4 & PLT. JOISTS	10'-0"	
	214/S-2	CONC.	NONE	C.M.U. (PTD.)	SUSP. PLAS.	10'-0"	CONC. TREADS & PTD. PIPE RAIL
	215						NOT IN CONTRACT
	216						NOT IN CONTRACT
	217						NOT IN CONTRACT

These construction documents are for use in connection with this project only and are not intended or represented to be suitable for reuse on additions to this project, or on any other project. They may be used only with agreement in writing of, and appropriate compensation to, the Architect/Engineer. Any reuse without written agreement will be at the user's sole risk and without liability or legal exposure to the Architect/Engineer; the user shall indemnify and hold harmless the Architect/Engineer from all claims, damages, losses and expenses arising out of or resulting therefrom.

CLARK • NEXSEN • OWEN • BARBIERI • GIBSON
Architects • Engineers
A PROFESSIONAL CORPORATION
ALLIED ARTS BLDG. BOX 1156 • LYNCHBURG, VA. 24505 • 804/847-9081
740 DUKE STREET / SUITE 200 • NORFOLK, VA. 23510 • 804/622-2800

COMMONWEALTH OF VIRGINIA
JOHN D. DIVEL, JR.
CERTIFICATE No. 924
REGISTERED ARCHITECT

RELOCATION OF THE JONES MEMORIAL LIBRARY

MEMORIAL AVE. & LAKESIDE DR.
LYNCHBURG, VIRGINIA

- DEMOLITION PLAN
- SCHEDULE
- NOTES

revision

design by J.D.O.
drawn by A.F.W.
checked J.D.O.
date SEPT. 86
comm 267.1

scale NOTED

drawing D-1