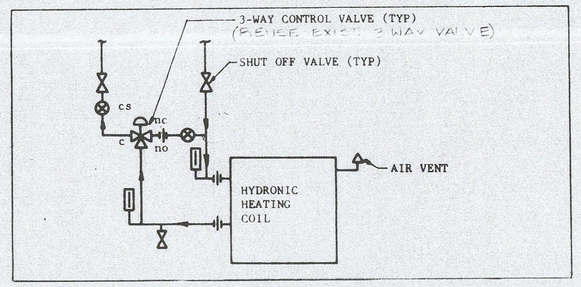

TYPICAL HYDRONIC HEATING COIL CONNECTION

NOT TO SCALE

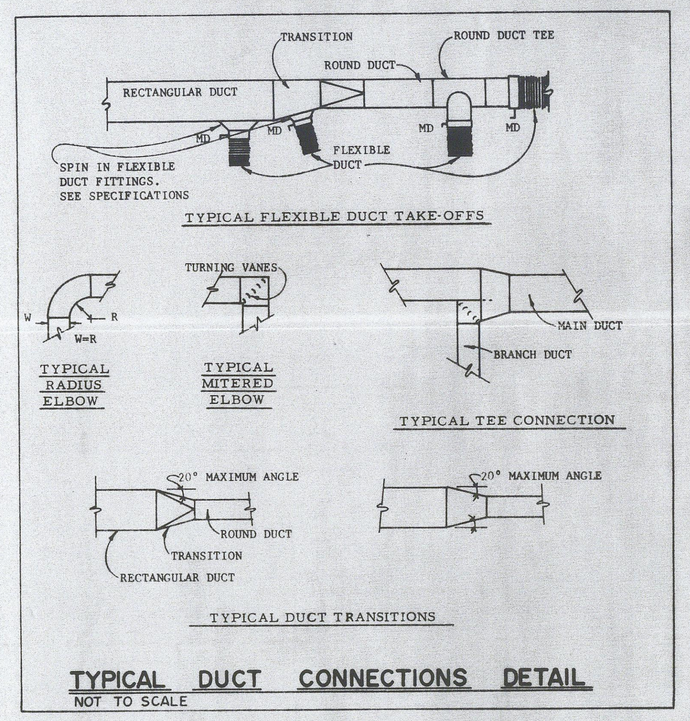

TYPICAL DUCT CONNECTIONS DETAIL

NOT TO SCALE

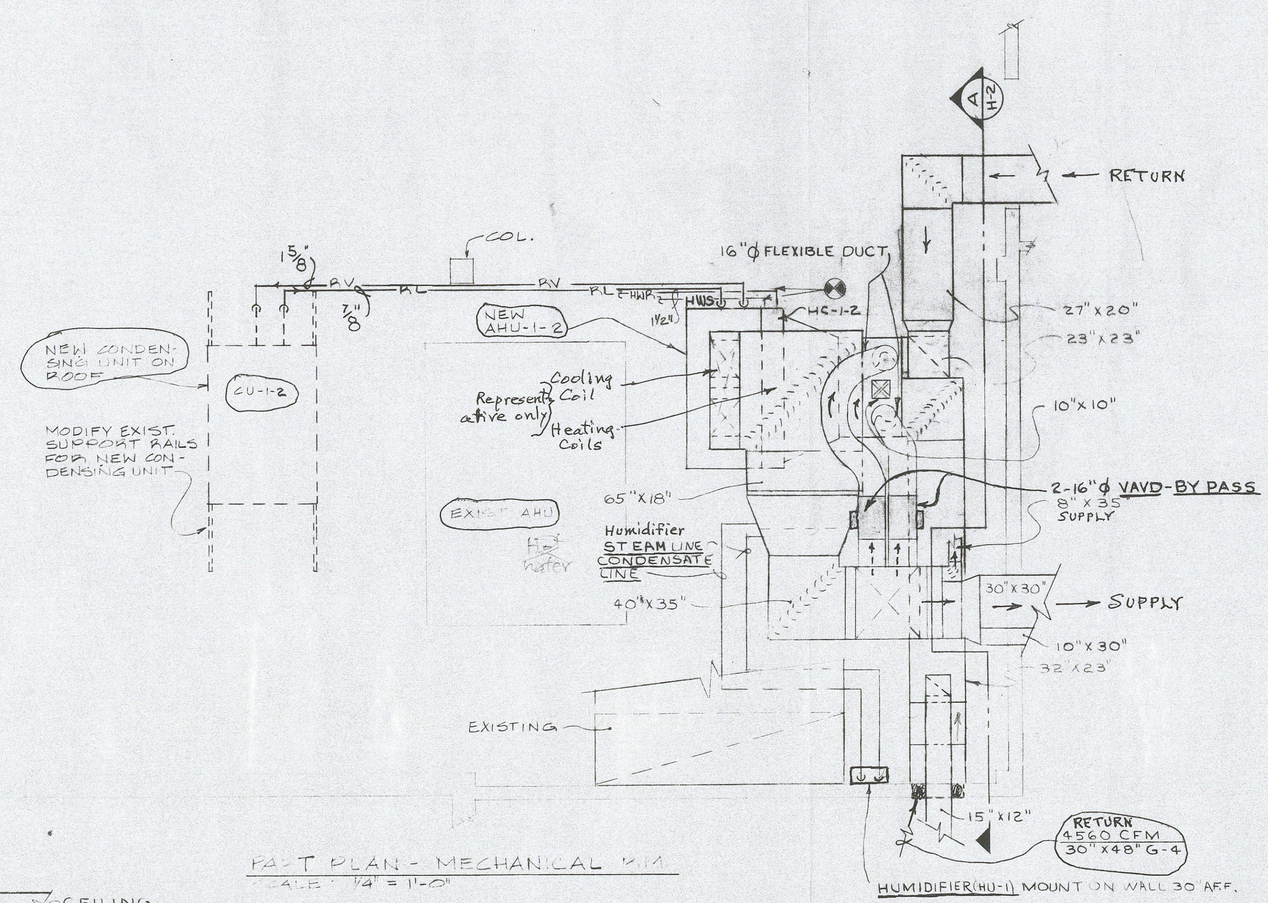

FAST PLAN - MECHANICAL

SCALE: 1/4" = 1'-0"

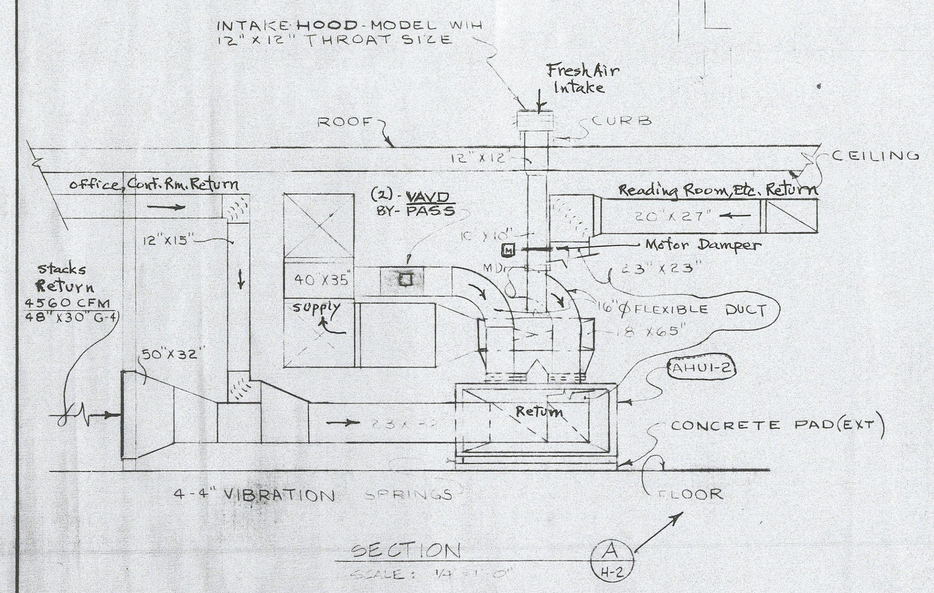

SECTION A H-2

SCALE: 1/4" = 1'-0"

NEW AIR CONDITIONING UNIT SCHEDULE			
BASED ON TRANE	INDOOR UNIT	MARK	AHU-1-2
		ELEC. CHAR.	208/3/60
		MODEL	BPGB-250
	OUTDOOR CONDENSING UNIT	MARK	CU-1-2
		ELEC. CHAR.	208/3/60
		MODEL	RAUB-C20
TOTAL AIR (CFM) / FRESH AIR (CFM)			1000/500
TOTAL STATIC PRESS. (IN. W.G.)			1.75
FAN MOTOR HP			5
SENSIBLE LOAD TONS / MBH			17.3/207.6
TOTAL COOLING LOAD TONS / MBH			20.04/240.5
ENTERING CONDITIONS °F D.B. / °F W.B.			76/63.6
LEAVING CONDITIONS °F D.B. / °F W.B.			
COOLING COIL	SIZE		
	TYPE		
REFRIGERANT TEMPERATURE			
TOTAL HEATING LOAD			
HEATING COIL	SIZE		SEE HC SCHEDULE
	TYPE		
	FT. DROP / GPM		
	CIRCUITS / PASSES		
FILTERS THROW-AWAY			9-10" x 20" x 2"
REMARKS			
AREA SERVED			2ND. FL.

SCHEDULE OF HEATING COILS — BASED ON 200 °F.EWT.

MARK	CFM	EAT	LAT	HEATING CAPACITY	GPM	WATER PRESSURE DROP	MAX FACE VELOCITY	AIR PRESSURE DROP	COIL TYPE	ROWS	FINS/FT	COIL SIZE	AREA SERVED
		°F	°F	MBH		FT. WG.	FT/MIN.	IN. W.G.				IN.	
HC-1	1000	69	83	180	18	3.0	450	.17	PERMA FLOW	1	80	71x24	2ND. FL.

FAN SCHEDULE*

NO.	CFM	S.P.	T.S.	FAN RPM	MOTOR HP	MOTOR V	MOTOR PH	MANUFACTURER	MODEL NO.	AREA SERVED	REMARKS
F-1	195	.125	—	1305	1/4	120	1	GREENHECK	GB 7-4	TOILETS	
F-2	80	—	—	1050	1/200	120	1	"	G-60E	JAN'S CLOTH. ROM.	
F-3	80	—	—	—	1/80	120	1	NUTONE	8A32	ELEV. MACH. RM.	

* TO HAVE BACKDRAFT DAMPER

ELECTRIC UNIT HEATER SCHEDULE

NO.	BTU/HR	WATTS	VOLTS	PH	MODEL	MANUFACTURER	REMARKS
EUH-1	5100	1500	120	1	CWH-151	CHROMALOX	ENT. LOBBY
EUH-2	5100	1500	120	1	CWH-151	"	STAIR 2
EUH-3	2500	*750	120	1	*CWH-151	"	MECH.
EUH-4	2500	*750	120	1	*CWH-151	"	JAN.
EUH-5	"	*750	120	1	CWH-151	"	ELEV. MACH. RM.

* MODIFIED IN FIELD

These construction documents are for use in connection with this project only and are not intended or represented to be suitable for reuse on additions or other projects, or on any other project. They may be used only with the permission of the Architect/Engineer, appropriate compensation to the Architect/Engineer. Any reuse without written agreement will be at the user's sole risk and without liability or legal exposure to the Architect/Engineer; the user shall indemnify and hold harmless the Architect/Engineer from all claims, damages, losses and expenses arising out of or resulting therefrom.

COMMONWEALTH OF VIRGINIA — R. LYMAN JOHNSON — CERTIFICATE No. 96 — CERTIFIED PROFESSIONAL ENGINEER

SIMPSON • JOHNSON, INC. — CONSULTING ENGINEERS — 707 CLAY STREET, LYNCHBURG, VIRGINIA 24504

COMMONWEALTH OF VIRGINIA — EARL R. SIMPSON, JR. — CERTIFICATE No. 2370 — CERTIFIED PROFESSIONAL ENGINEER

CLARK • NEXSEN • OWEN • BARBIERI • GIBSON
Architects • Engineers
A PROFESSIONAL CORPORATION
ALLIED ARTS BLDG., BOX 1156 • LYNCHBURG, VA. 24505 • 804/847-9081
740 DUKE STREET / SUITE 200 • NORFOLK, VA. 23510 • 804/622-2800

RELOCATION OF THE
JONES MEMORIAL LIBRARY
MEMORIAL AVE. & LAKESIDE DR.
LYNCHBURG, VIRGINIA

HVAC - SCHEDULES & DETAILS

revision

design by RTB
drawn by TCD, RTB
checked EAS
date 4/86
comm 26-T.I.

scale AS NOTED

drawing **H-2**