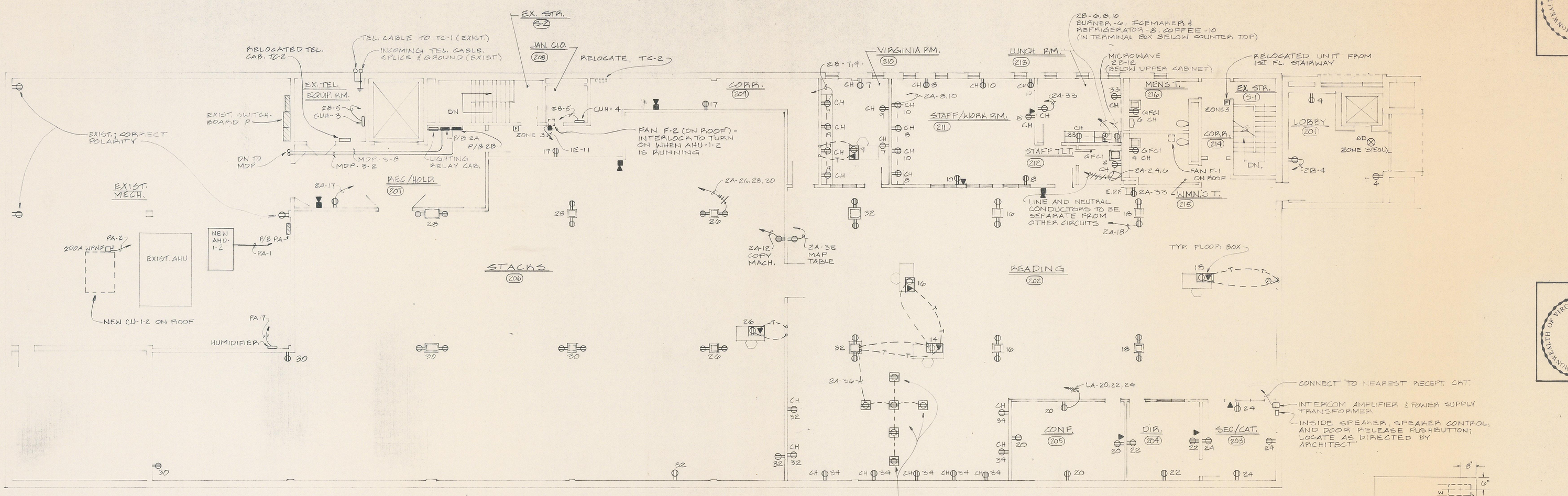

SECOND FLOOR PLAN

SCALE: 1/8" = 1'-0"

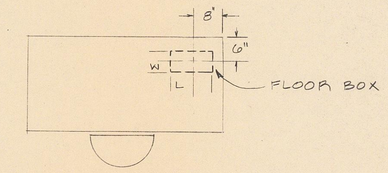

TYP. LOCATION OF FLOOR BOX

NOT TO SCALE

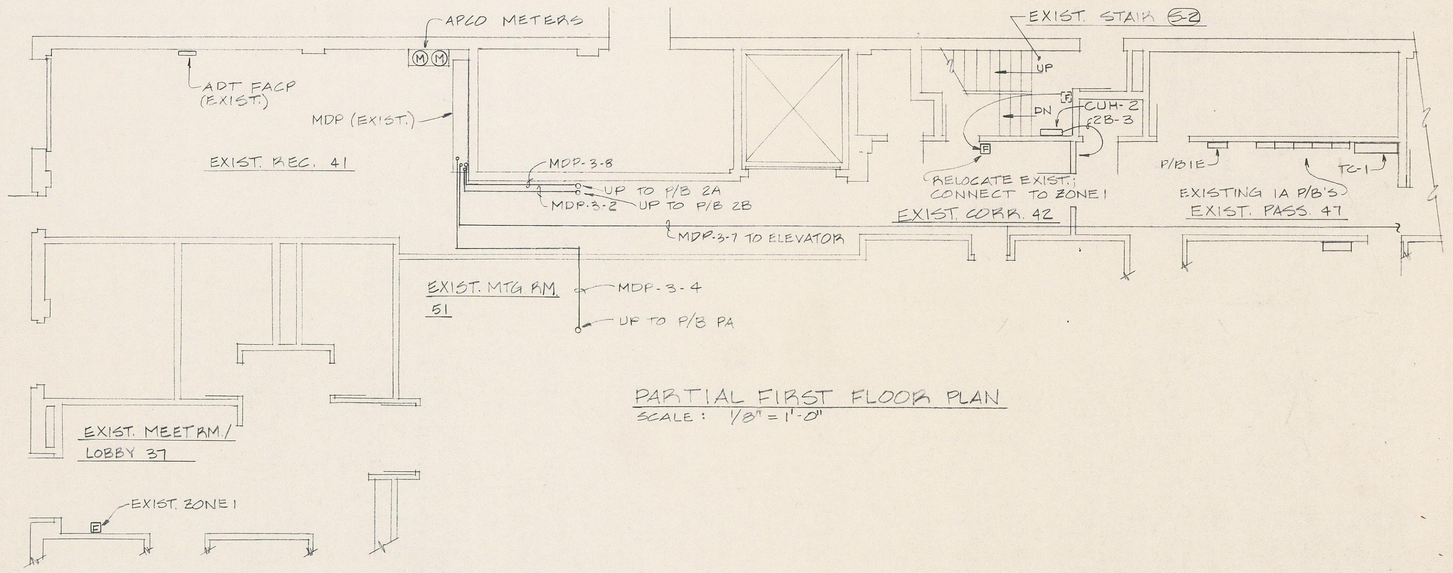

PARTIAL FIRST FLOOR PLAN

SCALE: 1/8" = 1'-0"

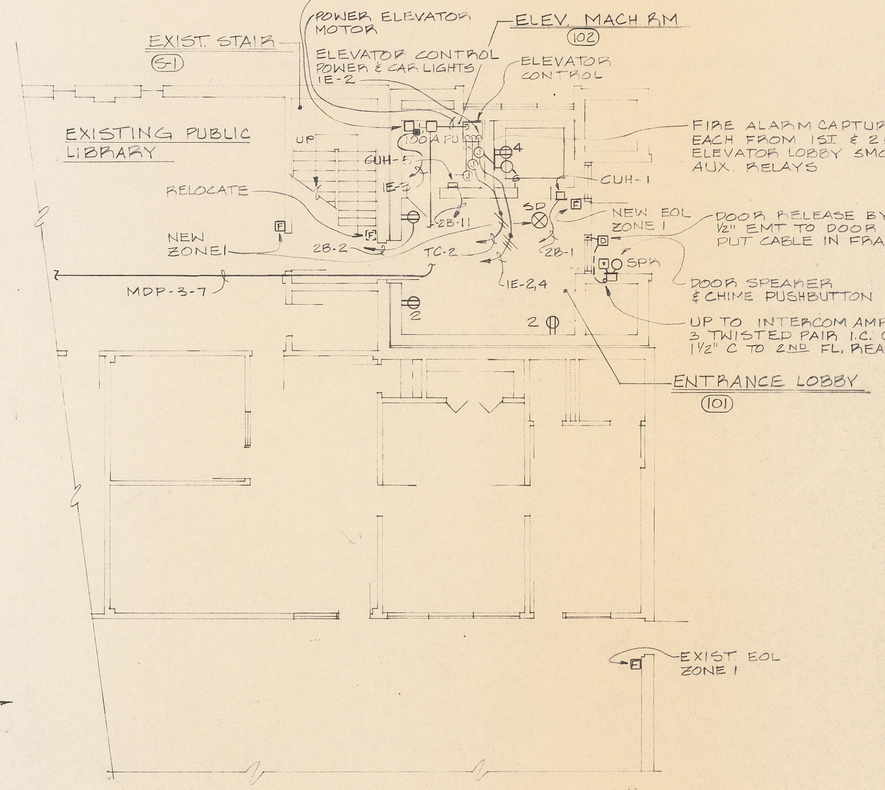

PARTIAL FIRST FLOOR PLAN

SCALE: 1/8" = 1'-0"

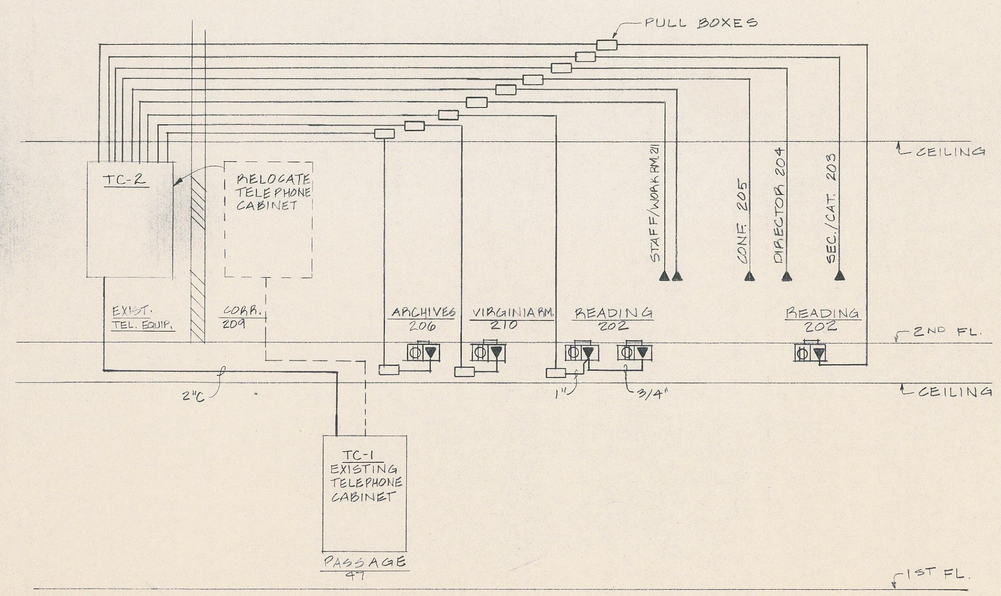

TELEPHONE RISER

NOT TO SCALE

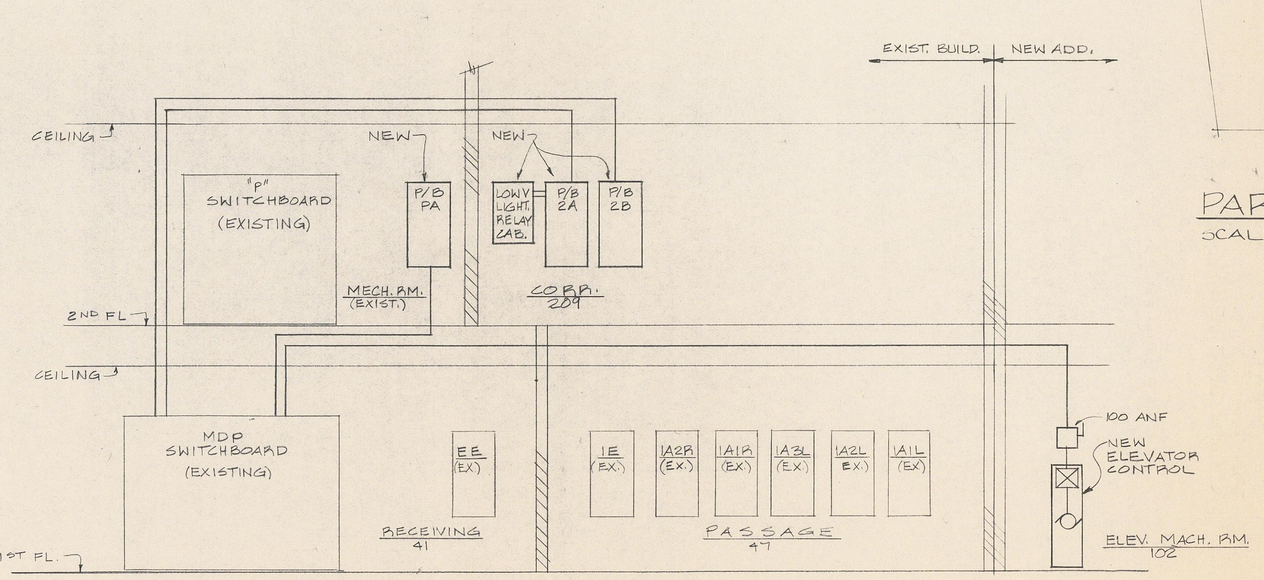

POWER RISER DIAGRAM

NOT TO SCALE

These construction documents are for use in connection with this project only and are not intended or represented to be suitable for reuse on additions to this project, or on any other project. They may be used only with agreement in writing of, and appropriate compensation to, the Architect/Engineer. Any reuse without written agreement will be at the user's sole risk and without liability or legal exposure to the Architect/Engineer; the user shall indemnify and hold harmless the Architect/Engineer from all claims, damages, losses and expenses arising out of or resulting therefrom.

COMMONWEALTH OF VIRGINIA
M. LYMAN JOHNSON
CERTIFICATE NO. 96
CERTIFIED PROFESSIONAL ENGINEER

SIMPSON • JOHNSON, INC.
CONSULTING ENGINEERS
700 COLA STREET / ENGINEERING VIRGINIA 24504

COMMONWEALTH OF VIRGINIA
EARL R. SIMPSON, JR.
CERTIFICATE No. 7374
CERTIFIED PROFESSIONAL ENGINEER

CLARK • NEXSEN • OWEN • BARBIERI • GIBSON
Architects • Engineers
A PROFESSIONAL CORPORATION
ALLIED ARTS BLDG. / BOX 1156 • LYNCHBURG, VA. 24505 • 804/847-9081
740 DUKE STREET / SUITE 200 • NORFOLK, VA. 23510 • 804/622-2800

RELOCATION OF THE
JONES MEMORIAL LIBRARY
MEMORIAL AVE. & LAKESIDE DR.
LYNCHBURG, VIRGINIA

ELECTRICAL POWER - FLOOR PLANS

revision	
	design by CMB
	drawn by TCD
	checked EAS
	date 1/86
	comm 267.1

scale NOTED

drawing E-2